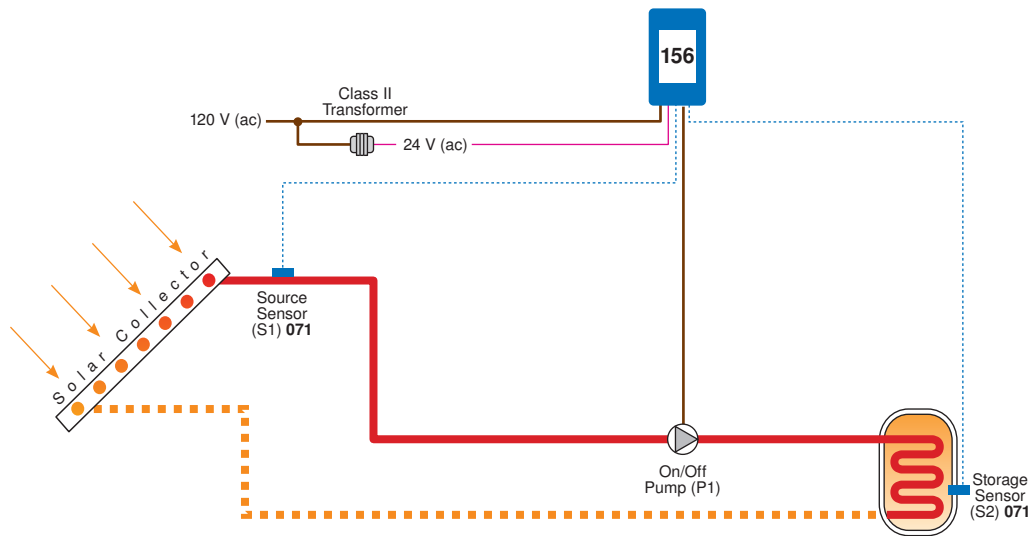


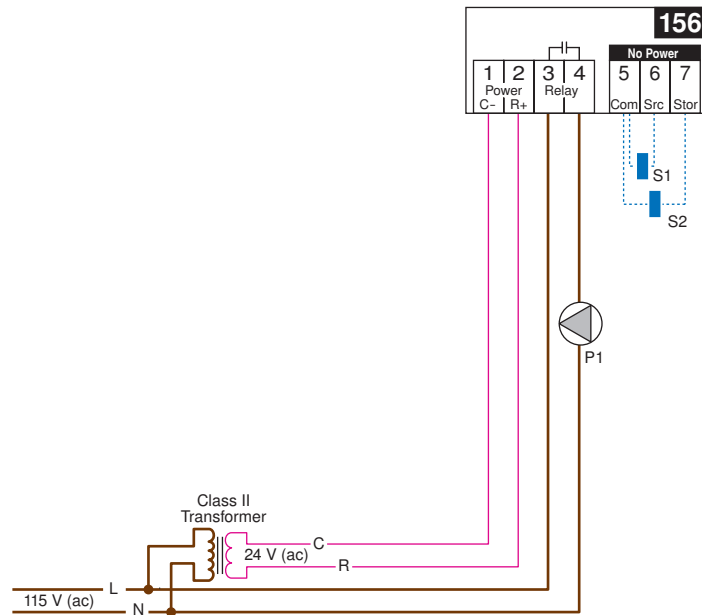
### Application A 156-1

**System Description:** The tekmar Difference Setpoint Control 156 operates the pump P1 whenever the temperature difference between the collector and the storage tank is greater than the  $\Delta T$  Setpoint. The control turns off the pump if the temperature of the storage tank exceeds a maximum setting or if the temperature at the collector drops below a minimum setting.

### Mechanical



### Electrical

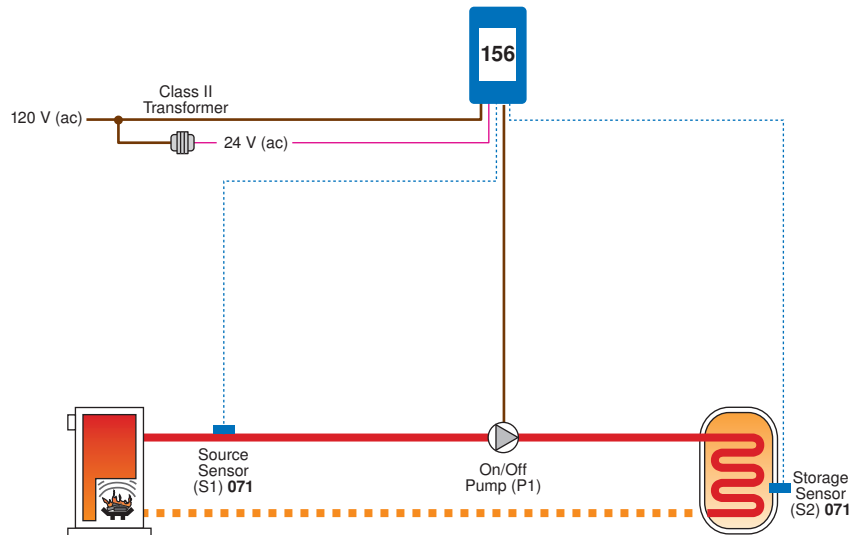


**Concept Drawing:** This is only a concept drawing, not an engineered drawing. It is not intended to describe a complete system, nor any particular system. It is up to the system designer to determine the necessary components for and configuration of the particular system being designed, including additional equipment, isolation relays (for loads greater than the control's specified output ratings), and any safety devices which in the judgement of the designer are appropriate, in order to properly size, configure and design that system and to ensure compliance with building and safety code requirements.

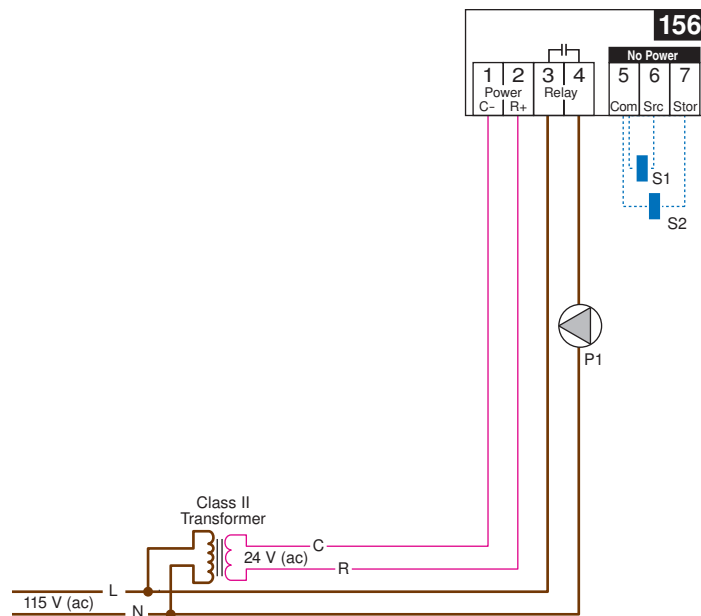
## Application A 156-2

**System Description:** The tekmar Difference Setpoint Control 156 operates the pump P1 whenever the temperature difference between the wood stove (source) and the storage tank is greater than the  $\Delta T$  Setpoint. The control turns off the pump if the temperature of the storage tank exceeds a maximum setting or if the temperature at the source drops below a minimum setting.

### Mechanical



### Electrical

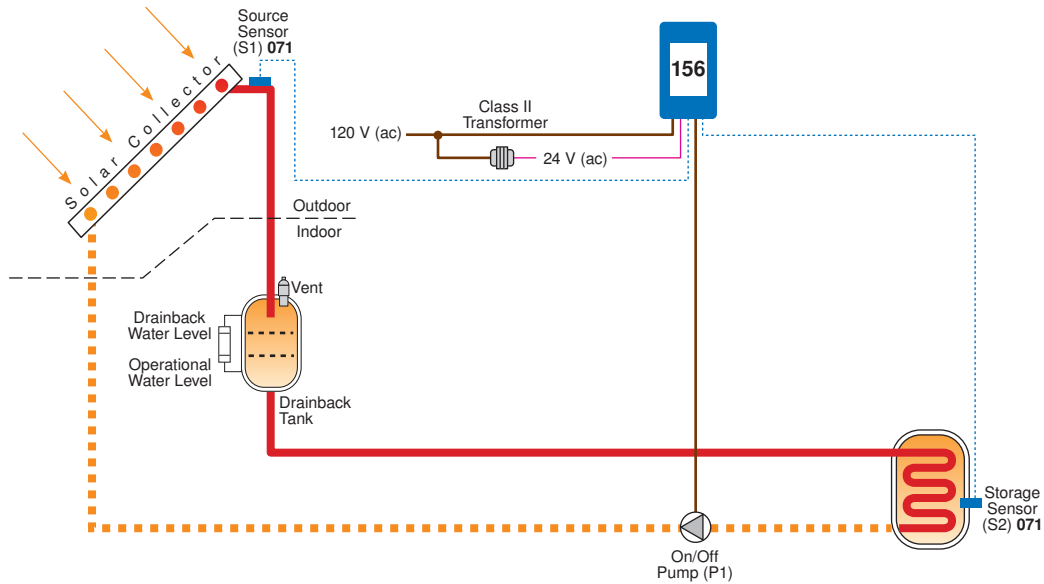


**Concept Drawing:** This is only a concept drawing, not an engineered drawing. It is not intended to describe a complete system, nor any particular system. It is up to the system designer to determine the necessary components for and configuration of the particular system being designed, including additional equipment, isolation relays (for loads greater than the control's specified output ratings), and any safety devices which in the judgement of the designer are appropriate, in order to properly size, configure and design that system and to ensure compliance with building and safety code requirements.

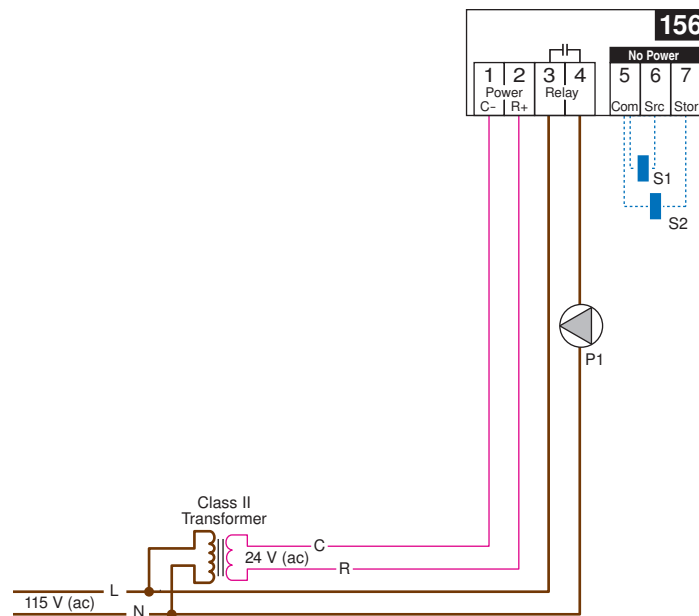
## Application A 156-3

**System Description:** The tekmar Difference Setpoint Control 156 operates the pump P1 whenever the temperature difference between the collector and the storage tank is greater than the  $\Delta T$  Setpoint. The control turns off the pump if the temperature of the storage tank exceeds a maximum setting or if the temperature at the collector drops below a minimum setting. When P1 turns off, the fluid in the collectors is drained back into the drainback tank. P1 must be sized appropriately to overcome the system head at startup.

### Mechanical



### Electrical

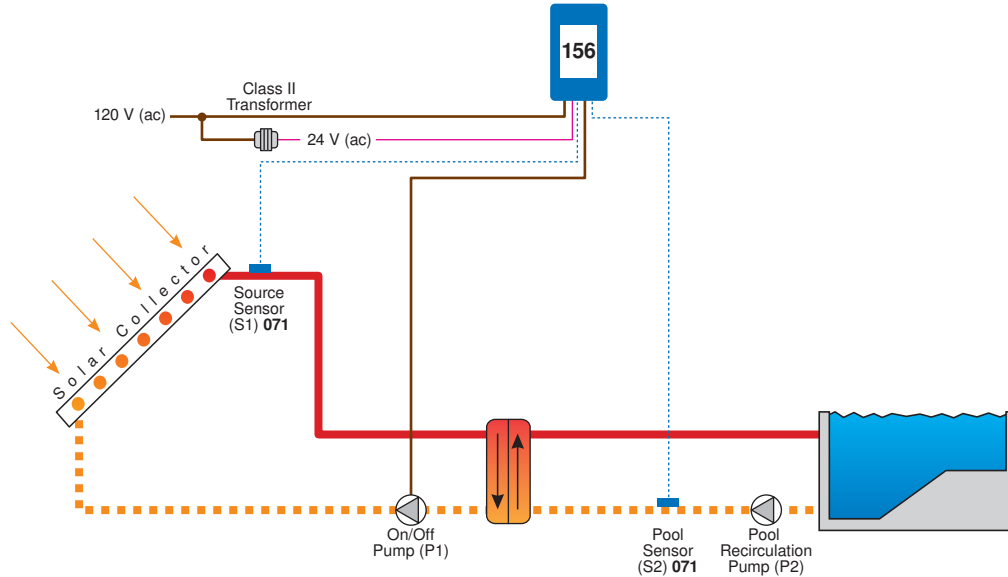


**Concept Drawing:** This is only a concept drawing, not an engineered drawing. It is not intended to describe a complete system, nor any particular system. It is up to the system designer to determine the necessary components for and configuration of the particular system being designed, including additional equipment, isolation relays (for loads greater than the control's specified output ratings), and any safety devices which in the judgement of the designer are appropriate, in order to properly size, configure and design that system and to ensure compliance with building and safety code requirements.

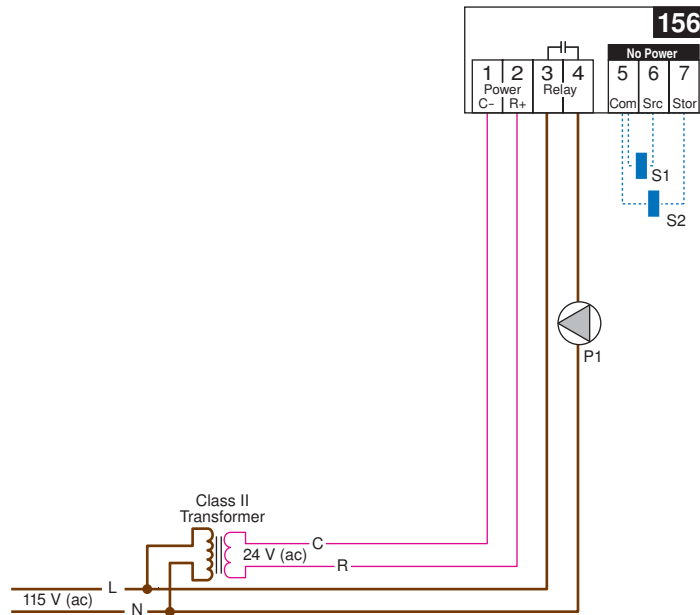
## Application A 156-4

**System Description:** The tekmar Difference Setpoint Control 156 operates the pump P1 whenever the temperature difference between the collector and the pool is greater than the  $\Delta T$  Setpoint. The control turns off the pump if the temperature of the pool exceeds a maximum setting or if the temperature at the collector drops below a minimum setting. The pool recirculation pump (P2) will operate continuously, or be operated by another control.

### Mechanical



### Electrical



**Concept Drawing:** This is only a concept drawing, not an engineered drawing. It is not intended to describe a complete system, nor any particular system. It is up to the system designer to determine the necessary components for and configuration of the particular system being designed, including additional equipment, isolation relays (for loads greater than the control's specified output ratings), and any safety devices which in the judgement of the designer are appropriate, in order to properly size, configure and design that system and to ensure compliance with building and safety code requirements.

**tekmar**<sup>®</sup>  
Control Systems

tekmar Control Systems Ltd., Canada  
tekmar Control Systems, Inc., U.S.A.  
**Head Office: 5100 Silver Star Road**  
**Vernon, B.C. Canada V1B 3K4**  
**(250) 545-7749 Fax. (250) 545-0650**  
**Web Site: [www.tekmarcontrols.com](http://www.tekmarcontrols.com)**

